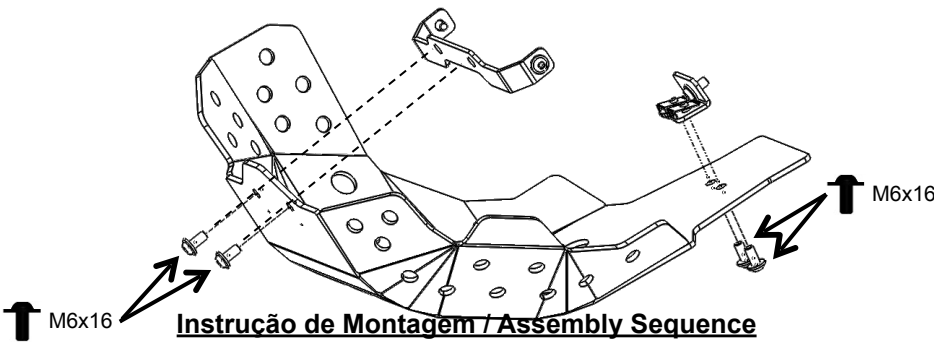
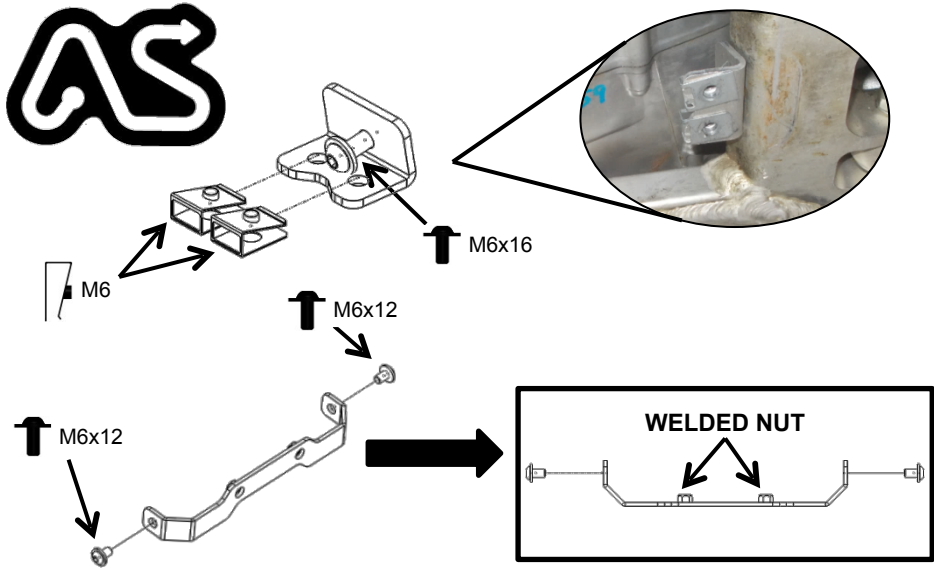






ALUMINUM EC ENGINE GUARD
HONDA CRF 450L 2019
Ref.: 2AD0590195





Instrução de Montagem / Assembly Sequence

**ALUMINUM EC ENGINE GUARD
HONDA CRF450L 2019**



English:
Attention – Follow the assembly instruction sequence as you can see in the photos.
 Aluminum Engine Protection part and kit of components. Remove original protection. Apply item N°6 (Protective Strip) on the insides of the central part of the protection in order to stay between the frame of the bike and the aluminum protection.
 • **1st Photo:** Apply item N°5 (Inox Clamp) in the front part of the bike frame with item N°1 (Screw).
 • **2nd Photo:** Apply item N°3 (Clip Inox) in to item N°4 (Inox Clamp) and apply in the rear part of the bike frame with item N°2 (Screw).
 • **3rd Photo:** Mount protection on the motorcycle frame first rear part with item N°2 (Screw) in to item N°4 (Inox Clamp) previously mounted.
 • **4th Photo:** Apply item N°2 (Screw) in the front part of the protection in to item N°5 (Inox Clamp) previously mounted.
Tight all screws.

6	Tira Protectora / Protective Strip	1 Mt.	1
5	Fixação Inox / Inox Clamp	N°150	1
4	Fixação Inox / Inox Clamp	N°132	1
3	Mola de Frizo / Clip Inox	M6	2
2	Paraf. Cabeça Redonda Sext. Int. c. FA / Screw Round Head With Washer False	M6x16 - ISO 7380	5
1	Paraf. Cabeça Redonda Sext. Int. c. FA / Screw Round Head With Washer False	M6x12 - ISO 7380	2
ITEM N°:		COMPONENTE (COMPONENT):	DESCRIÇÃO (DESCRIPTION):
		ACESSÓRIOS (ACCESSORIES)	